

## UN LED Wall Light **DESIGNER PREMIUM**



PROJECT

CATALOG #

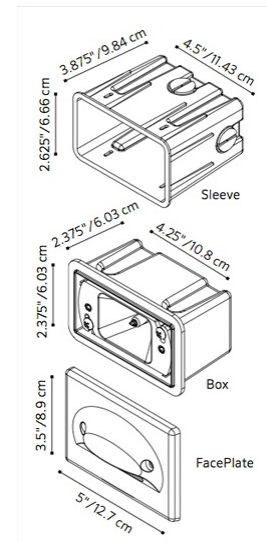
TYPE

NOTES

The UN provides all of the great features of the CP with gentler, more organic lines. FX also offers the UN in both brass and composite material for application flexibility. Like the CP, the UN washes walkways with a shadow-free smooth illumination, which highlights the detail in fine stone work or the richness of a redwood deck.

### Quick Facts

- Die-cast brass construction
- Cree® Integrated LEDs
- Natural, powder coated, or antiqued brass
- Color temperature options
- Compatible with Luxor® technology
- Phase and PWM dimmable
- Input voltage: 10-15V



Note: Faceplate width with louver is 1.13"

# UN LED Wall Light SPECIFICATIONS

Number of LEDs	1
Halogen Lumen Output Equivalent	10 Watt
Useful LED Life (L70)	50,000 hrs avg
Input Voltage	10 to 15V
VA Total (Use this number to size the transformer)	2.4
Watts Used	2.0
Lumens per Watt (Efficacy)	5.5
Max Lumens	11
CRI (Ra)	80.2
CCT	
Amber Filter	2700K

# UN LED Wall Light SPECIFICATIONS

## FX Luminaire

FX Luminaire is an industry-leading manufacturer of landscape and architectural lighting products with a focus on the advancement of LED technology and digital lighting control with zoning, dimming, and color adjustment capabilities. We offer a full spectrum of specification-driven lighting fixtures that can be utilized to create elegant, cutting-edge landscape lighting systems for commercial or residential applications. Our products are available exclusively via our extensive professional distributor network.

## Materials

Die-cast C360 brass faceplate, A380 aluminum housing, PBT construction box/sleeve, and stainless steel hardware.

## Lamp

Integrated module with Cree LEDs. Gold-plated connectors and conformal coated for maximum reliability and corrosion resistance. Proprietary on-board intelligent driver uses firmware-controlled temperature regulation, maximizing LED life. Field upgradeable and replaceable, the LEDs are rated to 50,000 hrs. Maximum drive current: 1 A.

## Optics

Polycarbonate color temperature adjustment lenses included with fixture: 2,700K (preinstalled), 3,900K (no lens), 4,500K and 5,200K options specified separately. Color temperature lenses are field serviceable.

## Finish

Options of natural brass finish, antiqued finish with brushed (Antique Bronze) or tumbled (Antique Tumbled) effect, or TGIC powder coat finish. Antique finishes sealed with a clear TGIC powder coat layer.

## Hardware

Tamper-resistant stainless steel fasteners included.

## Wiring

18 AWG (1 mm); SPT-1W; 220°F (105°C); 300V; 10' (3 m) length.

## Sockets

Socket contains MoistureBlock™ technology, preventing moisture from wicking up into sealed areas of the fixture.

## Power

Input 10–15 VAC/VDC, 50/60 Hz. Remote transformer required (specify separately).

## Housing

Die-cast aluminum housing with capacity for one 1LED integrated LEDs.

## Weight

2.3 lbs. (1 kg)

## Lens

Polycarbonate lens with shock resistance and high tolerance for thermal expansion and stress.

## International Compliance

Compliant per IEC 60598-1 and IEC 60598-2-7 when used with International Wall Kit ("EKITWALL").

## Ambient Operating Temperature

0°F to 140°F (-18°C to 60°C)

## Sustainability

## Installation Requirements

Designed for recessed installation in a vertical wall in the down lighting position only.

## Control














ZD option utilizes Luxor technology to zone light fixtures in up to 250 groups, and dim each group in 1% increments between 0 and 100%.

## Warranty

## Listings



# UN LED Wall Light ORDERING INFORMATION

Fixture	Luxor Option	Lamp	Finish
UN	[default] Zone	1 LED 2.0W/2.4VA	AB Antique Bronze 
	ZD Zone/Dim		AT Antique Tumbled 
			NP Nickel Plate 
			BS Natural Brass 
			BZ Bronze Metallic 
			DG Desert Granite 
			WI Weathered Iron 
			SB Sedona Brown 
			FB Black 
			FW Flat White 
	SV Silver 		
	CB Camo Bronze 		
	DT Desert Tan 		



EXAMPLE FIXTURE CONFIGURATION: UN-ZD-1LED-FB

\*Includes Sleeve With Cover (250022040000)

UN 1LED Illuminance at a Distance			
Distance	Center Beam fc	Beam Width	
Feet (Meters)	Foot-Candles (Lux)	Vertical: 18.8 °	Horizontal: 61.2 °
0.7' (0.6 m)	2.7 fc	0.2 ft	0.8 ft
1.3' (1.2 m)	0.68 fc	0.4 ft	1.6 ft
2.0' (0.6 m)	0.3 fc	0.7 ft	2.4 ft
2.7' (2.7 m)	0.17 fc	0.9 ft	3.2 ft
3.3' (1.0 m)	0.11 fc	1.1 ft	3.9 ft
4.0' (1.2 m)	0.08 fc	1.3 ft	4.7 ft


# UN LED Wall Light ORDERING INFORMATION

MOUNTING OPTIONS: Specify Separately

Mounts	Catalog No.	Mounts	Catalog No.
CE Certified Installation Kit for Wall Lights	eKitWall		

# UN LED Wall Light ORDERING INFORMATION

POWER OPTIONS: Specify Separately

Power	Catalog No.		Power	Catalog No.	
Luxor Cube - Low voltage	LCM-LV		Plug-in transformer, 6W	MT-6W	
Step Down Transformer, UV	ST-UV		Lighting Fixture Surge Module	SURGE-MOD	